

School centre Leudelange (LUX)

project **School centre Leudelange with kindergarten, preschool, basic school (11 classes), nursery** client **Community of Leudelange (LUX)** complete architecture services **WW+, Esch-sur-Alzette/Trier (LUX/GER), team 31, Luxembourg (LUX)** landscaping **terra nova, München (GER)** 1 stage - gfa **2.485 m²** gv **9.680 m³** 2 stage - gfa **1.814 m²** gv **8.435 m³** net construction costs **8.454.600 €** total gross costs **12.211.000 €** planning phase **03/2015 – expected 01/2018 (LP 1-5)** realisation **expected 02/2016 – expected 03/2020 (LP 6-9)** competition **2-stage realization competition 1st prize + commission (for complete architecture phases)**

Urbanistic concept

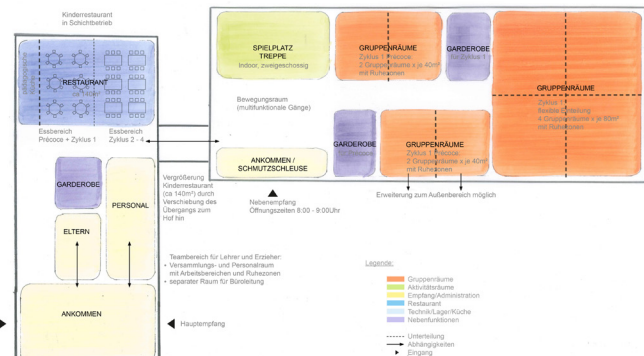
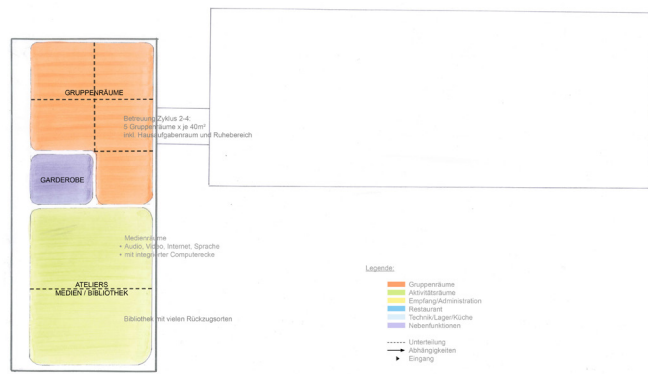
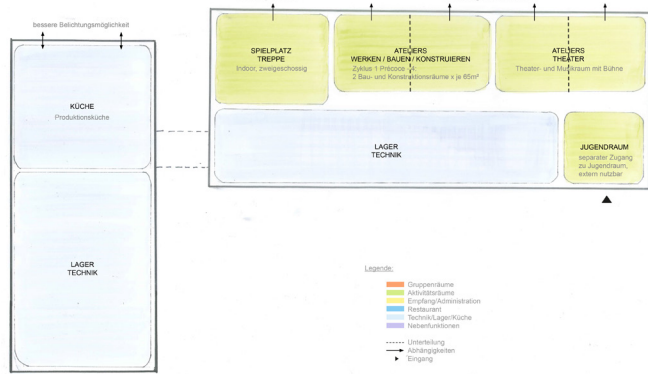
Apart from the building density, which ranges linear into the landscape, there are two significant structures affecting the picture of Leudelange: on the one hand the elongated road space of the Rue Eich with church, town hall, school and gastronomy (social and functional as well as architectural centre), on the other hand the mainly agriculturally used surfaces, which are strongly teetted with the village. The free spaces to be occurred concatenate those two structures by offering North-South connections in the form of agitation and abidance surfaces. In this way the regional road connections are accessed and the East-West running green and road connections are reinforced.

Road space and square surface

The town church is a clear starting and endpoint of the road space of the Rue Eich. The elongated road space ranges like a backbone from East to West. Fine road and track veins - starting from the "backbone" - run to the landscape in the South.

In the array between the community building and the church a public place is created by using the same flooring for the surface. The surface texture and the broadening of the road space at this place let the region being recognised as a public centre. The "big staircase" to the Rue du Lavoir puts the church into the centre and enforces at the same time the spatial closure. The importance of the area as a point of public concentration is strengthened by the vegetation. Road accompanying tree rows of *Platanus acerifolia* meet there and density to a loose grove. The great attraction of the place "Rue Eich" – not only for the children – is the "blue fountain". The water play and the trees have a significant impact on the atmosphere of the town square. It's the ideal meeting point. At certain times of the day the water of the fountain, which is programmatically controlled, is calm and deliberate (e.g. a cloud of water vapour), at other times it's busy and eventful (e.g. spouts) – analogical to the urban goes-on. The newly designed heightened and generous entrance area of the town hall creates – like a stage – a focus on the wide surface area.





result workshop with faculty + parents
"participative principle"

floor plan GF - development of the 1st phase



elevation - development of the 1st phase